

## Performance Commentary

Renewed concerns over a prolonged trade war between the US and China dragged global equity markets lower in May. This also had a negative impact on SKAGEN Vekst's absolute return and, in particular, on companies geared towards global trade and general economic growth. Companies like Broadcom, Citigroup, and Borr Drilling were therefore among the worst performers in May.

Our positive contributors were mainly driven by company specific news. Norwegian holding company Bonheur benefited from the first sell-side analyst taking up coverage. The Russian energy giant Gazprom moved higher on the back of a 60% increase in the dividend and positive guidance on future dividends. Finally, the US finance and insurance corporation AIG delivered an outstanding quarterly result, demonstrating that the new management team's efforts to improve underwriting and costs are finally paying off. Following the recent market weakness, we increased our positions in Outokumpu, Danske Bank, Northern Drilling, Flex LNG and Gazprom. We still view global equity markets as attractively valued, particularly compared to the implied return of other asset classes. However, we do note that a prolonged global trade war would have a detrimental impact on the global economy and the stock market.

## Historical performance (net of fees)

Period	SKAGEN Vekst A	Benchmark index
Last month	-5.5%	-5.6%
Year to date	10.7%	9.7%
Last year	-4.1%	0.0%
Last 3 years	5.6%	6.4%
Last 5 years	2.6%	7.2%
Last 10 years	7.7%	12.1%
Since start	12.5%	9.4%

The fund selects low-priced, high-quality companies in the Nordic region and from around the world.

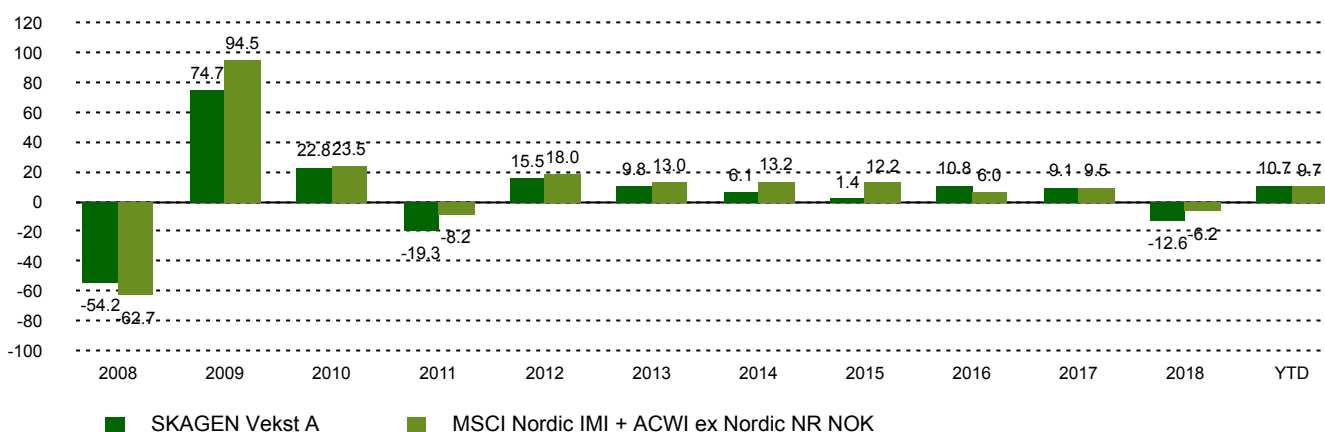
The objective is to provide the best possible risk adjusted return.

The fund is suitable for those with at least a five year investment horizon.

## Fund Facts

Type	Equity
Domicile	Norway
Launch date	01.12.1993
Morningstar category	Global Flex-Cap Equity
ISIN	NO0008000445
NAV	241.36 EUR
Fixed management fee	1.00%
Total expense ratio (2018)	1.00%
Benchmark index	MSCI Nordic IMI + ACWI ex Nordic NR NOK
AUM (mill.)	758.35 EUR
Number of holdings	48
Portfolio manager	Søren Christensen

## Performance last ten years



See next page for info about fund's mandate change.

## Contributors in the month



### Largest contributors

Holding	Weight (%)	Contribution (%)
Bonheur ASA	3.62	0.50
Gazprom PJSC	1.96	0.49
American International Group I	2.68	0.23
Orkla ASA	1.70	0.19
Tyson Foods Inc	1.90	0.10



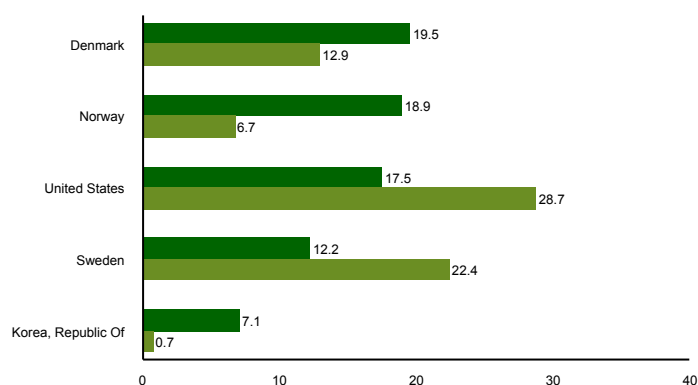
### Largest detractors

Holding	Weight (%)	Contribution (%)
Citigroup Inc	4.70	-0.51
Broadcom Inc	2.49	-0.47
Golden Ocean Group Ltd	1.37	-0.38
Borr Drilling Ltd	1.10	-0.36
Kinnevik AB	3.23	-0.34

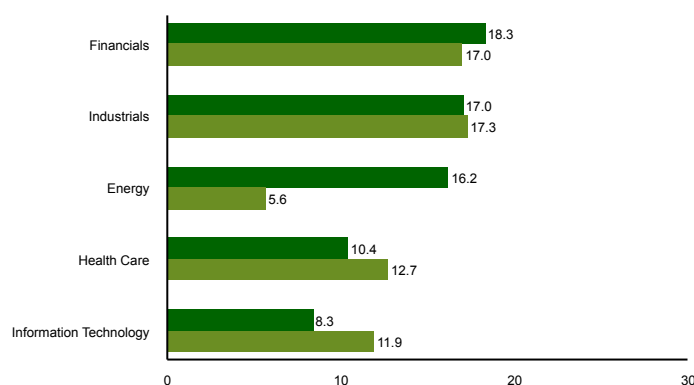
## Top ten investments

Holding	Sector	Country	%
Novo Nordisk	Health Care	Denmark	6.5
Citigroup	Financials	United States	4.5
Bonheur	Energy	Norway	3.9
Samsung Electronics	Information Technology	Korea, Republic Of	3.8
Yara International ASA	Materials	Norway	3.8
Royal Dutch Shell PLC	Energy	Netherlands	3.7
DSV	Industrials	Denmark	3.5
CK Hutchison Holdings	Industrials	Hong Kong	3.3
Carlsberg	Consumer Staples	Denmark	3.3
Vestas Wind Systems	Industrials	Denmark	3.2
Combined weight of top 10 holdings			39.7

## Country exposure (top five)



## Sector exposure (top five)



■ SKAGEN Vekst A ■ MSCI Nordic IMI + ACWI ex Nordic NR NOK ■ SKAGEN Vekst A ■ MSCI Nordic IMI + ACWI ex Nordic NR NOK

## Contact



020 799 74 34



info@skagenfunds.nl



SKAGEN AS, Gustav Mahlerplein 2,  
1082 MA Amsterdam

## Important information

Unless otherwise stated, performance data relates to class A units and is net of fees. Historical returns are no guarantee for future returns. Future returns will depend, inter alia, on market developments, the fund manager's skills, the fund's risk profile and subscription and management fees. The return may become negative as a result of negative price developments. You can find more information including subscription/redemption forms, full prospectus, Key Investor Information Documents (KIID), General Commercial Terms, Annual Reports and Monthly Reports from our local websites or branch office. Statements reflect the portfolio managers' viewpoint at a given time, and this viewpoint may be changed without notice. This report should not be perceived as an offer or recommendation to buy or sell financial instruments. SKAGEN AS does not assume responsibility for direct or indirect loss or expenses incurred through use or understanding of this report. Employees of SKAGEN AS may be owners of securities issued by companies that are either referred to in this report or are part of a fund's portfolio.

Effective 1/1/2014, the Fund's investment mandate changed from investing a minimum of 50% of its funds in Norway to investing a minimum of 50% of its funds in the Nordic countries. This means that returns prior to the change were achieved under different circumstances than they are today. Prior to 1/1/2014, the benchmark index was an evenly composed benchmark index consisting of the Oslo Stock Exchange Benchmark Index (OSEBX) and the MSCI All Country World. The benchmark index prior to 1/1/2010 was the Oslo Stock Exchange Benchmark Index (OSEBX).

