

## Performance Commentary

Activist investors globally would rather forget the month of May, as reignited trade worries jolted markets. However, we remain confident about the remainder of the year and have had an encouraging start to June. We continue to see material progress on corporate transformations across our portfolio, the strongest example being the fund's largest holding, ThyssenKrupp. The company announced that it is finally parting with its crown jewel, the elevator business, in a move designed to release significant shareholder value. We are now waiting for the market to give credit where credit is due.

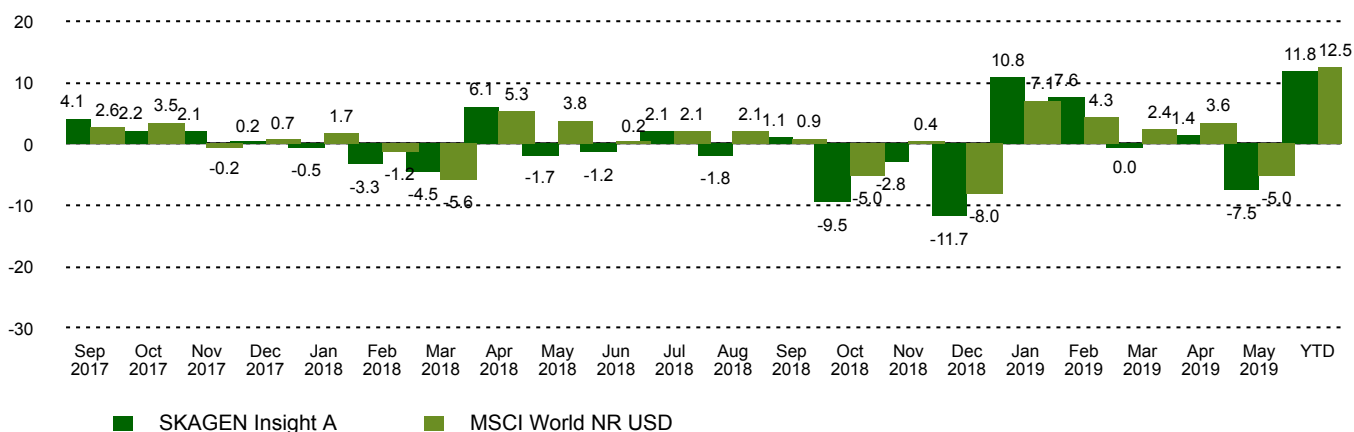
Maxell was the fund's largest positive contributor after it surprised most market participants by announcing a substantial extra dividend – in-line with our estimates. Armstrong Flooring was the largest detractor, negatively impacted by higher US tariffs. The company responded by launching a tender offer for 10% of shares outstanding – a positive signal of operational stability despite prevailing market uncertainty.

There is a lot of value potential across the portfolio as many of our holdings have previously traded down due to the nervousness of myopic investors and not deteriorating fundamentals. The vast majority of our portfolio companies, and the progress they have made, remain deeply misunderstood and underappreciated by the market.

## Historical performance (net of fees)

Period	SKAGEN Insight A	Benchmark index
Last month	-7.5%	-5.0%
Last 2 months	-6.2%	-1.6%
Last 3 months	-6.3%	0.7%
Year to date	11.8%	12.5%
Since start	-5.0%	8.9%

## Monthly performance



## Contributors in the month

### Largest contributors

Holding	Weight (%)	Contribution (%)
Maxell Holdings Ltd	5.08	0.50
Roxgold Inc	1.44	0.38
Stock Spirits Group PLC	3.45	0.13
Dai-ichi Life Holdings Inc	2.99	0.07
IMMOFINANZ AG	1.32	0.05

Absolute contribution based on NOK returns at fund level

### Largest detractors

Holding	Weight (%)	Contribution (%)
Armstrong Flooring Inc	4.66	-1.22
Conduent Inc	4.18	-1.01
Rexel SA	4.16	-0.84
thyssenkrupp AG	8.77	-0.66
Teikoku Sen-I Co Ltd	7.81	-0.58

SKAGEN Insight invests in a diversified and actively managed portfolio of companies exposed to some of the most attractive activist campaigns globally. Activists seek to unlock value by urging companies to make improvements. SKAGEN Insight "shadows" activists by investing in these companies. The objective is to provide the best possible risk adjusted return. The fund is suitable for those with at least a five year investment horizon.

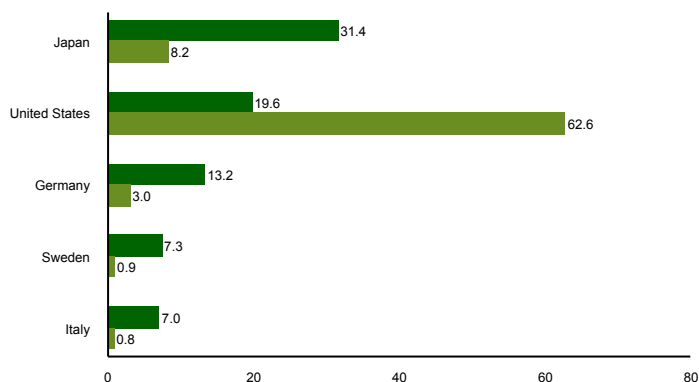
## Fund Facts

Type	Equity
Domicile	Norway
Launch date	21.08.2017
Morningstar category	Global Large-Cap Blend Equity
ISIN	NO0010801558
NAV	9.80 EUR
Fixed management fee	1.5%
Total expense ratio (2018)	1.50%
Benchmark index	MSCI World NR USD
AUM (mill.)	22.27 EUR
Number of holdings	30
Portfolio manager	Tomas Johansson

## Top ten investments

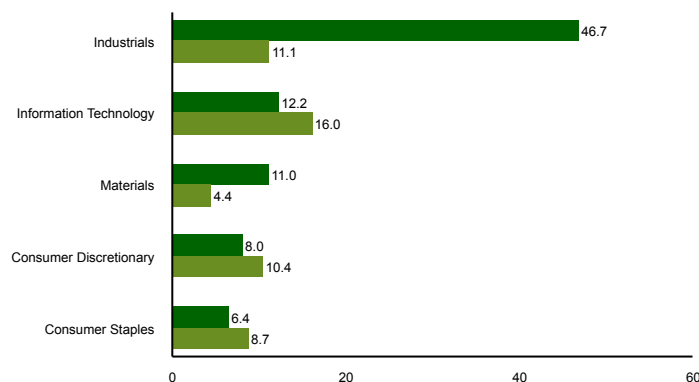
Holding	Sector	Country	%
thyssenkrupp	Materials	Germany	8.5
Teikoku Sen-I Co	Industrials	Japan	7.6
Pasona Group Inc	Industrials	Japan	6.7
Maxell Holdings	Information Technology	Japan	5.5
Eltel	Industrials	Sweden	5.4
Armstrong Flooring	Industrials	United States	4.7
Conduent	Information Technology	United States	4.6
Telecom Italia Spa	Communication Services	Italy	4.3
Kyushu Railway Company	Industrials	Japan	4.2
Katakura Industries Co Ltd	Industrials	Japan	4.2
Combined weight of top 10 holdings			55.8

## Country exposure (top five)



■ SKAGEN Insight A ■ MSCI World NR USD

## Sector exposure (top five)



■ SKAGEN Insight A ■ MSCI World NR USD

## Contact



020 799 74 34



info@skagenfunds.nl



SKAGEN AS, Gustav Mahlerplein 2,  
1082 MA Amsterdam

## Important information

Unless otherwise stated, performance data relates to class A units and is net of fees. AUM data as of the end of the previous month. Historical returns are no guarantee for future returns. Future returns will depend, inter alia, on market developments, the fund manager's skills, the fund's risk profile and subscription and management fees. The return may become negative as a result of negative price developments. You can find more information including subscription/redemption forms, full prospectus, Key Investor Information Documents (KIID), General Commercial Terms, Annual Reports and Monthly Reports from our local websites or branch office. Statements reflect the portfolio managers' viewpoint at a given time, and this viewpoint may be changed without notice. This report should not be perceived as an offer or recommendation to buy or sell financial instruments. SKAGEN AS does not assume responsibility for direct or indirect loss or expenses incurred through use or understanding of this report. Employees of SKAGEN AS may be owners of securities issued by companies that are either referred to in this report or are part of a fund's portfolio.

